

創意教師協會主辦



創意教師協會有限公司
CREATIVE TEACHERS ASSOCIATION (CTA) LIMITED

Prepositions

歐佩珊老師



Aims of the lesson:

- Learn the functions of prepositions of place
- Able to locate objects with certain prepositions of place
- Able to identify locations with suitable prepositions of place

Motivation: Play the game of “Miss Au says...”








- *Miss Au says, “Put your hands **on** your head.”*
- *Miss Au says, “Put your hands **on** the nose.”*
- *Put your hands **on** the desk.*
- *Miss Au says, “Put your hands **behind** your ears.”*
- *Miss Au says, “Put your right hands **behind** your head.”*
- *Miss Au says, “Put your left hands **under** your right foot.”*
- *Put your hands **under** the chair.*

Take turns to give instructions



- *Stand **beside** the rubbish bin.*
- *Stand **in front of** the blackboard.*
- *Stand **behind** the door.*
- *Stand **between** _____ and _____.*
- *Sit **on** _____'s desk.*


Prepositions of place shows the **positions** of things

	Stay on the platform
	Stay off the platform
	Live along the road
	Stay in (inside) my room
	Stay out (outside) of my room
<p style="text-align: center;">A B</p>	<p style="text-align: center;">A is behind B</p>
<p style="text-align: center;">- - B - A - - -</p>	<p style="text-align: center;">A is beside/ by/ next to B</p>
<p style="text-align: center;">A † - - † † - - † B</p>	<p style="text-align: center;">A is opposite B</p>

Exercise: Fill in suitable prepositions



- The man dived _____ the water.
- The man dived **into** the water.



- The cat is _____ the dogs.
- The cat is **between** the dogs.








- The cats are sitting _____ the sink.
- The cats are sitting **in** the sink.

Group Work

- Get yourselves in groups of four.
- Each group is given a picture of the countryside and some animal pictures.
- The members of each group take turns to ask and answer questions about the location of the animals.
- All groups describe the positions of the animals in their presentation.



Pictures of animals:





Pupil A: Where is the ladybird?

Pupil B: The ladybird is **above** the tree.

(Pupil A sticks the ladybird above the tree.)

Pupil B: Where is the giraffe?

Pupil C: The giraffe is **behind** the cow.

(Pupil B sticks the giraffe behind the cow.)

Pupil C: Where is the cat?

Pupil D: The cat is **on** the bench.

(Pupil C sticks the cat on the bench.)

Pupil D: Where is the dog?

Pupil A: The dog is **between** the flower and the bench.

(Pupil D sticks the dog between the flower and the bench.)

Useful websites

- <http://www.englishexercises.org/makeagame/viewgame.asp?id=597>
- <http://www.hkbu.edu.hk/~caep/HP/inaton.htm>
- http://www.english-4u.de/prep_of_place.htm
- http://www.oup.com/elt/global/products/englishfile/elementary/i_games/theanteatergame/games_ant01/

Design your own house

- Design your own bedroom.
- Draw and colour the things to the place according to your own want.
- Describe the position of the things.





1. The lamp is next to the telephone.
2. The bed is beside the cupboard.
3. The sofa is on the floor.
4. The television is in front of the bed.
5. The television is by the sofa.
6. The picture is on the wall.
7. The teddy bear is on the bed.



The End